

**Profiles for the Garage Door Industry**

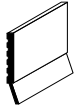








- Low Maintenance
- Does not absorb moisture
- Easy to work with existing woodworking equipment
- Create round tops, circles, ellipsicals, ovals and octagons
- Will not rot
- Easy to bend
- Improved screw holding over pine
- Can be nailed, sawed, drilled and routed

Local: (414)228-9800

■ Customer Service Fax: (414)228-0342

Fax ■ (414)228-9077

986 - White

PROFILE	PATTERN	CODE	SIZE
	Garage Door Stop	413	rigid stop: 3/8" x 2" w/flexible: 3/8" x 2-7/8"
	Garage Door Stop	320	1/2" x 1-7/8"
	Garage Door Stop	321	25/64" x 1-1/2"
	Garage Door Stop	851	1/2" x 1-7/8"
	Garage Door Stop	852	25/64" x 1-1/2"
	Garage Door Stop	238	7/16" X 2"
	Garage Door Stop	236	7/16" X 2"
	Garage Door Stop	679	1/2" x 2-1/2"
	Garage Frame Trim	0086	3/8" x 5-7/8"
	Garage Frame Trim	541	3/8" x 4"