

WeatherReady Exterior Mouldings















- Low Maintenance
- Does not absorb moisture
- Easy to work with existing woodworking equipment
- Create round tops, circles, ellipsicals, ovals and octagons
- Will not rot
- Easy to bend
- Improved screw holding over pine
- Can be nailed, sawed, drilled and routed

Local: (414)228-9800

■ Customer Service Fax: (414)228-0342

■ Fax: (414)228-9077

986 - White

PROFILE	PATTERN	CODE	SIZE
	Back Band	0068	3/4"
	Base	442	19/32" x 3-1/4"
	Base	623	9/16" x 3-1/4"
	Base Cap	164	11/16" x 1-1/8"
	Base Shoe	127	7/16" x 3/4"
	Base Shoe	051	3/8" x 1/2"
	Beaded Ceiling Board	824	9/16" x 5-1/4"
	Bead Board	0823	1/2" x 5-1/8"
	Bed	75	9/16" x 1-5/8"
	Bed WM74	638	9/16" x 1-3/4"
	Brick Mould with duracap capstocks 3 sides	850	1-1/4" x 2"
	Brick Mould w'screen Kerf Kerf Specs x .1875	.3125 6850	1-1/4" x 2"
	Brick Mould	357	1-1/4" x 2"
	Brick Mould	327	5/8" x 1-5/8"

WeatherReady Exterior Mouldings















- Low Maintenance
- Does not absorb moisture
- Easy to work with existing woodworking equipment
- Create round tops, circles, ellipticals, ovals and octagons
- Will not rot
- Easy to bend
- Improved screw holding over pine
- Can be nailed, sawed, drilled and routed

Local: (414)228-9800

■ Customer Service Fax: (414)228-0342

■ Fax: (414)228-9077

986 - White

PROFILE	PATTERN	CODE	SIZE
	New England Brick Mould	256	1-1/16" x 3-1/4"
	New England Brick Mould	553	1-1/16" x 3-1/4"
	(Stucco) Brick Mould	730	3/4" x 1-1/4"
	Brick Mould Virgin	635	1-1/4" x 2"
	PG Paint Grade white	635	1-1/4" x 2"
	Brick Mould 1" Flange w/slotted Holes for Fastening	862	1-1/4" x 2"
	Brick Mould 1" Flange w/slotted Holes for Fastening Sliding Pocket J-Channel	657	1-1/4" x 2"
	Casing RB3	229	1" x 3-1/2"
	Adams Casing	454	7/8" x 3-1/2"
	Adams Casing WM97	358	1-1/32" x 3-1/2"
	Back Band Casing	626	1-3/16" x 4-1/2"
	Back Band Casing	386	1-3/8" x 4-1/2"
	Casing	307	5/8" x 2-1/4"
	Casing	356	11/16" x 2-1/4"

WeatherReady Exterior Mouldings














- ☐ Low Maintenance
- ☐ Does not absorb moisture
- ☐ Easy to work with existing woodworking equipment
- ☐ Create round tops, circles, ellipticals, ovals and octagons
- ☑ Will not rot
- ☑ Easy to bend
- ☑ Improved screw holding over pine
- ☑ Can be nailed, sawed, drilled and routed

Local: (414)228-9800

☐ Customer Service Fax: (414)228-0342

☑ Fax: (414)228-9077

986 - White

PROFILE	PATTERN	CODE	SIZE
	Casing	443	19/32" x 2-1/4"
	Casing WM 376	490	11/16" x 2-1/4"
	Fluted Casing	0201	5/8" x 3-5/16"
	Funch Casing	396	9/16" x 2-3/4"
	Casing	444	11/16" x 3-1/2"
	Casing WM 445	416	11/16" x 3-1/4"
	Williamsburg Casing WM 174	680	1-1/4" x 3-1/4"
	Casing WM 366	740	11/16" x 2-1/4"
	Colonial Casing	805	5/8" x 2-3/16"
	Ranch Casing	013	7/16" x 2"
	Cove WM 93	045	3/4" x 3/4"
	Cove	0102	5/8" x 3-5/8"
	Cove	0163	9/16" x 2-3/4"

WeatherReady Exterior Mouldings















- Low Maintenance
- Does not absorb moisture
- Easy to work with existing woodworking equipment
- Create round tops, circles, ellipticals, ovals and octagons
- Will not rot
- Easy to bend
- Improved screw holding over pine
- Can be nailed, sawed, drilled and routed

Local: (414)228-9800

■ Customer Service Fax: (414)228-0342

■ Fax: (414)228-9077

986 - White

PROFILE	PATTERN	CODE	SIZE
	Cove/Stop WM 90	4200	3/4" x 1-1/8"
	Flat Bottom Inside Corner	305	3/8" x 7/8"
	Outside Corner	1009	5/8" x 5/8"
	Outside Corner	0221	1-1/2" x 1-1/2"
	Crown	49	11/16" x 3-5/8"
	Crown	47	11/16" x 4-5/8"
	Crown	728	9/16" x 5-1/2"
	Crown WM 41	970	15/16" x 7"
	Crown Scant WM 49	938	9/16" x 3-5/8"
	Rams Crown	0090	1.425" x 2"
	Drip Cap	0093	11/16" x 2"
	Drip Cap Siding Starter	283	11/16" x 1-5/8"
	Fascia (Trim Board)	328	5/8" x 3-1/2"
	Fascia (Trim Board)	515	5/8" x 5-1/2"

WeatherReady Exterior Mouldings


















- ☐ Low Maintenance
- ☐ Does not absorb moisture
- ☐ Easy to work with existing woodworking equipment
- ☐ Create round tops, circles, ellipticals, ovals and octagons
- ☑ Will not rot
- ☑ Easy to bend
- ☑ Improved screw holding over pine
- ☑ Can be nailed, sawed, drilled and routed

Local: (414)228-9800

☐ Customer Service Fax: (414)228-0342

☑ Fax: (414)228-9077

986 - White

PROFILE	PATTERN	CODE	SIZE
	Trim Board	0086	1 1/32" x 5-54/64"
	Trim Board	541	3/8" x 4"
	Trim Board	0766	1" x 3-1/2"
	Trim Board	0768	1" x 5-1/2"
	Trim Board	0769	1" x 7-1/4"
	Trim Board	0771	3/4" x 3-1/2"
	Trim Board	0772	3/4" x 5-1/2"
	Trim Board	0773	3/4" x 7-1/4"
	Trim Board	0763	5/8" x 3-1/2"
	Trim Board	0764	5/8" x 5-1/2"
	Trim Board	0765	5/8" x 7-1/4"
	Half Round	641	1" x 2"
	Housing Corner	0079	3-3/4" x 3-3/4"
	Lattice	124	1/4" x 2"
	Lattice WM 266	750	1/4" x 1-1/8"
	Lattice WM 268	711	1/4" x 1-1/8"
	Lip Moulding	1218	1/2" x 1-1/2"

WeatherReady Exterior Mouldings













- Low Maintenance
- Does not absorb moisture
- Easy to work with existing woodworking equipment
- Create round tops, circles, ellipticals, ovals and octagons
- Will not rot
- Easy to bend
- Improved screw holding over pine
- Can be nailed, sawed, drilled and routed

Local: (414)228-9800

■ Customer Service Fax: (414)228-0342

■ Fax: (414)228-9077

986 - White

PROFILE	PATTERN	CODE	SIZE
	Lip Moulding	1154	9/16" x 1-5/8"
	Lip Moulding Smooth or Embossed	1162	1-3/16" x 1-3/4"
	Lip Moulding	094	3/8" x 3/4"
	Attic Vent Louver	300	3/4" x 3"
	Mull	6350	5/8" x 1-3/8"
	Quarter Round	076	1/2" x 1/2"
	Quarter Round	077	3/8" x 3/8"
	Quarter Round	078	5/8" x 5/8"
	Quarter Round	790	11/16" x 11/16"
	Rake/Shingle	287	1-1/16" x 2"
	Rake/Shingle	210	11/16" x 1-5/8"
	Rake Mould	053	0.725" x 3"

WeatherReady Exterior Mouldings















- ☐ Low Maintenance
- ☐ Does not absorb moisture
- ☐ Easy to work with existing woodworking equipment
- ☐ Create round tops, circles, ellipsicals, ovals and octagons
- ☑ Will not rot
- ☑ Easy to bend
- ☑ Improved screw holding over pine
- ☑ Can be nailed, sawed, drilled and routed

Local: (414)228-9800

☐ Customer Service Fax: (414)228-0342

☑ Fax: (414)228-9077

986 - White

PROFILE	PATTERN	CODE	SIZE
	Screen Mould	089	1/4" x 3/4"
	Screen Mould (Beaded)	181	5/16" x 3/4"
	Scribe	0160	1/4" x 3/4"
	Stop	6330	5/8" x 5/8"
	Stop	6329	5/8" x 1-3/4"
	Stop	4102	7/16" x 1-5/16"
	Stop	1038	3/4" x 1-3/8"
	Stop	1233	1/2" x 1-11/16"
	Stop	417	1/2" x 2"
	Stop	366	3/8" x 1-3/4"
	Stop	0195	1-1/16" x 2"
	Stop (S4S Frame)	451	11/16" x 2"
	Stop	037	3/8" x 1-1/4"
	Stop	0189	1" x 3/4"