

WeatherReady Railing










- Low Maintenance
- Does not absorb moisture
- Easy to work with existing woodworking equipment
- Create round tops, circles, ellipsicals, ovals and octagons
- Will not rot
- Easy to bend
- Improved screw holding over pine
- Can be nailed, sawed, drilled and routed

Local: (414)228-9800

■ Customer Service Fax: (414)228-0342

■ Fax: (414)228-9077

986 - White

PROFILE	PATTERN	CODE	SIZE
	Baluster	202	1-1/2" x 1-1/2"
	Baluster	237	1-1/4" x 1-1/4"
	Hand Rail (Top)	8840	1-1/2" x 3-3/8"
	Hand Rail (Top)	8225	1-3/4" x 2-1/4"
	Hand Rail (Colonial Top)	484	2-5/8" x 3-3/4"
	Hand Rail (Cover) 3-1/2" Wide 2x4	341	2-1/2" x 5-1/4"
	Porch Rail (Bottom)	8134	1-3/4" x 3-1/2"
	Newel Post Cover	E315-986	1/2" x 5" x 9'
	Newel Post Cover	E318-986	1/2" x 7" x 9'